

# 2022-2023 PRODUCT GUIDE



**arctiva**

PERFORMANCE POWERSPORTS OUTFITTER



*Arctiva is dedicated to the sport of snowmobiling. Countless hours are spent researching and designing performance outerwear and layering garments specifically for the powersports enthusiast. Everything we make uses top quality materials and construction. That, coupled with our innovative design and extensive product testing program, makes for the most technical snowmobiling gear you can buy. So whether your ideal day is hauling the sleds north to your favorite trails, meeting up with the crew in the backcountry, or beating your best lap time at the snocross track, we've got you covered.*



**PIVOT 5** INSULATED

6



**PIVOT 4** INSULATED

10



**MEN'S** GLOVES

14



**BOOTS**

16

**PIVOT 5**  
WOMEN'S  
INSULATED



18

**HELMETS**



30

**WOMEN'S**  
GLOVES



22

**GOGGLES**



40

**LAYERING**  
SYSTEM



24

**HELMET**  
ACCESSORIES



41

**BALACLAVAS**



28

**ACCESSORIES**



42

*The continuation of the highly demanded Pivot line develops into its next stage with Pivot 5. The Pivot keeps the budget conscious rider in mind while still providing them with exceptional quality features like its fully waterproof and insulated 300D polyester chassis. The new addition maintains the same material construction that made the Pivot line what it is today but we added a bold new look. Now not only are you able to keep more cash in your pocket but you have the choice of two design schemes in the Pivot gear.*





MEN'S  
INSULATED

MEN'S GLOVES

BOOTS

WOMEN'S  
INSULATED

WOMEN'S  
GLOVES

LAYERING

BALACLAVAS

HELMETS

GOGGLES

ACCESSORIES

# PIVOT 5 INSULATED



WATERPROOF



SEALED SEAMS



INSULATED



BREATHABLE

**PIVOT INSULATED JACKET** (SM-2XL) **\$179.95** / (3XL-5XL) **\$189.95**

**PIVOT INSULATED BIB** (SM-2XL) **\$169.95**

(3XL-5XL, 3XL SHORT-5XL SHORT) **\$179.95**

**200GM OF INSULATION  
THROUGHOUT**

- FULLY INSULATED WATERPROOF 300D POLYESTER CHASSIS
- ZIP OFF HOOD
- INSULATION FOR MAXIMUM WARMTH PERFORMANCE; 200 GRAMS THROUGHOUT
- MICROPOROUS COATED FABRIC, SEAM SEALING, AND DURABLE WATER REPELLANT COATING ON OUTER SHELL
- SMOOTH AND COMFORTABLE NYLON TAFFETA HANGING LINER IS QUILTED TO HOLD INSULATION IN PLACE
- POCKET PATTERN DESIGN INCLUDES TWO FLEECE LINED HAND WARMER POCKETS AND ONE INTERIOR CARGO POCKET
- FULL LENGTH SIDE LEG ZIPPERS ON BIB FOR EASY ENTRY/EXIT WITH BOOTS
- FLEECE LINED COLLAR AND INTERIOR SNOW GAITER CUFF
- SIDE LEG ZIPPER ON BIB CAN BE ZIPPED DOWN AT TOP FOR VENTING
- FULL LENGTH BIB WITH SIDE STRETCH PANELS
- ADJUSTABLE BIB LENGTH CAN BE SHORTENED BY 1.5" OR 3"
- DOUBLE LAYER WATERPROOF SEAT
- EASY ACCESS EXTERIOR ZIPPER HIP POCKET

**3M** | **Scotchlite**  
Reflective Material

**YKK**  
Little Parts. Big Difference.

## GARMENT WARMTH



## FIT



## JACKET SIZING CHART

SIZE	S	M	L	XL	2XL	3XL	4XL	5XL
CHEST	37 - 39"	40 - 42"	43 - 45"	46 - 48"	49 - 51"	52 - 54"	55 - 57"	58 - 60"
SLEEVE	32"	33"	34"	35"	36"	36.5"	37"	37.5"



**FULL LENGTH BIB  
WITH SIDE STRETCH  
PANELS**

**INTERIOR  
ZIPPER POCKET**  
KEEPS ITEMS CLOSE  
TO THE BODY FOR  
ADDED WARMTH

**ADJUSTABLE  
LENGTH**  
LOWER LEG  
ADJUSTERS TO  
SHORTEN INSEAM



MEN'S  
INSULATED

MEN'S GLOVES

BOOTS

WOMEN'S  
INSULATED

WOMEN'S  
GLOVES

LAYERING

BALACLAVAS

HELMETS

GOGGLES

ACCESSORIES

**BIB SIZING CHART**

SIZE	S	M	L	XL	2XL	3XL	4XL	5XL	3X SHORT	4X SHORT	5X SHORT
WAIST	28 - 31"	30 - 34"	34 - 38"	38 - 42"	42 - 46"	46 - 50"	50 - 54"	54 - 58"	46 - 50"	50 - 54"	54 - 58"
INSEAM	32"	33"	34"	34"	35"	35"	35"	35"	31½"	31½"	31½"



## PIVOT 5 JACKET

(SM-2XL) \$179.95

(3XL-5XL) \$189.95

## PIVOT BIB

(SM-2XL) \$169.95

(3XL-5XL) \$179.95

### BLACK/GRAY

JACKET			
SIZE	CHEST	BLK/GRY	
SM	37-39"	3120-2054	
MD	40-42"	3120-2055	
LG	43-45"	3120-2056	
XL	46-48"	3120-2057	
2XL	49-51"	3120-2058	
3XL	52-54"	3120-2059	
4XL	55-57"	3120-2060	
5XL	58-60"	3120-2061	

### BLACK/RED

JACKET			
SIZE	CHEST	BLK/RED	
SM	37-39"	3120-2062	
MD	40-42"	3120-2063	
LG	43-45"	3120-2064	
XL	46-48"	3120-2065	
2XL	49-51"	3120-2066	
3XL	52-54"	3120-2067	

### BLACK (BIB)

BIB				
SIZE	WAIST	INSEAM	BLACK	
SM	28-31"	32"	3130-1239	
MD	30-34"	33"	3130-1240	
LG	34-38"	34"	3130-1241	
XL	38-42"	34"	3130-1242	
2XL	42-46"	35"	3130-1243	
3XL	46-50"	35"	3130-1244	
4XL	50-54"	35"	3130-1245	
5XL	54-58"	35"	3130-1246	
3X SHORT	46-50"	31½"	3130-1247	
4X SHORT	50-54"	31½"	3130-1248	
5X SHORT	54-58"	31½"	3130-1249	



**BLACK/HI-VIZ**

JACKET		
SIZE	CHEST	BLK/HVZ
SM	37-39"	3120-2068
MD	40-42"	3120-2069
LG	43-45"	3120-2070
XL	46-48"	3120-2071
2XL	49-51"	3120-2072
3XL	52-54"	3120-2073

**BLACK/ORANGE**

JACKET		
SIZE	CHEST	BLK/ORG
SM	37-39"	3120-2080
MD	40-42"	3120-2081
LG	43-45"	3120-2082
XL	46-48"	3120-2083
2XL	49-51"	3120-2084
3XL	52-54"	3120-2085

**BLACK/CAMO**

JACKET		
SIZE	CHEST	BLACK
SM	37-39"	3120-2074
MD	40-42"	3120-2075
LG	43-45"	3120-2076
XL	46-48"	3120-2077
2XL	49-51"	3120-2078
3XL	52-54"	3120-2079

NOTE: BIB LENGTH CAN BE SHORTENED BY 1.5" OR 3"

MEN'S  
INSULATED

MEN'S GLOVES

BOOTS

WOMEN'S  
INSULATEDWOMEN'S  
GLOVES

LAYERING

BALACLAVAS

HELMETS

GOGGLES

ACCESSORIES

# PIVOT 4 INSULATED



**WATERPROOF**



**SEALED SEAMS**



**INSULATED**



**BREATHABLE**

**PIVOT INSULATED JACKET** (SM-2XL) **\$159.95** / (3XL-5XL) **\$169.95**

**PIVOT INSULATED BIB** (SM-2XL) **\$169.95**

(3XL-5XL, 3XL SHORT-5XL SHORT) **\$179.95**

**200GM OF INSULATION  
THROUGHOUT**

- FULLY INSULATED WATERPROOF 300D POLYESTER CHASSIS
- ZIP OFF HOOD
- INSULATION FOR MAXIMUM WARMTH PERFORMANCE; 200 GRAMS THROUGHOUT
- MICROPOROUS COATED FABRIC, SEAM SEALING, AND DURABLE WATER REPELLANT COATING ON OUTER SHELL
- SMOOTH AND COMFORTABLE NYLON TAFFETA HANGING LINER IS QUILTED TO HOLD INSULATION IN PLACE
- POCKET PATTERN DESIGN INCLUDES TWO FLEECE LINED HAND WARMER POCKETS AND ONE INTERIOR CARGO POCKET
- FULL LENGTH SIDE LEG ZIPPERS ON BIB FOR EASY ENTRY/EXIT WITH BOOTS
- FLEECE LINED COLLAR AND INTERIOR SNOW GAITER CUFF
- SIDE LEG ZIPPER ON BIB CAN BE ZIPPED DOWN AT TOP FOR VENTING
- FULL LENGTH BIB WITH SIDE STRETCH PANELS
- ADJUSTABLE BIB LENGTH CAN BE SHORTENED BY 1.5" OR 3"
- DOUBLE LAYER WATERPROOF SEAT
- EASY ACCESS EXTERIOR ZIPPER HIP POCKET

**3M** | **Scotchlite™**  
Reflective Material

**YKK**  
Little Parts. Big Difference.

## GARMENT WARMTH



## FIT



JACKET SIZING CHART								
SIZE	S	M	L	XL	2XL	3XL	4XL	5XL
CHEST	37 - 39"	40 - 42"	43 - 45"	46 - 48"	49 - 51"	52 - 54"	55 - 57"	58 - 60"
SLEEVE	32"	33"	34"	35"	36"	36.5"	37"	37.5"



**INTERIOR ZIPPER POCKET**  
KEEPS ITEMS CLOSE TO THE BODY FOR ADDED WARMTH

**ADJUSTABLE LENGTH**  
LOWER LEG ADJUSTERS TO SHORTEN INSEAM

**FULL LENGTH BIB WITH SIDE STRETCH PANELS**



MEN'S INSULATED

MEN'S GLOVES

BOOTS

WOMEN'S INSULATED

WOMEN'S GLOVES

LAYERING

BALACLAVAS

HELMETS

GOGGLES

ACCESSORIES

**BIB SIZING CHART**

SIZE	S	M	L	XL	2XL	3XL	4XL	5XL	3X SHORT	4X SHORT	5X SHORT
WAIST	28 - 31"	30 - 34"	34 - 38"	38 - 42"	42 - 46"	46 - 50"	50 - 54"	54 - 58"	46 - 50"	50 - 54"	54 - 58"
INSEAM	32"	33"	34"	34"	35"	35"	35"	35"	31½"	31½"	31½"



## PIVOT 4 JACKET

(SM-2XL) \$159.95  
(3XL-5XL) \$169.95

## PIVOT BIB

(SM-2XL) \$169.95  
(3XL-5XL) \$179.95

## BLACK/HI-VIZ

JACKET		
SIZE	CHEST	BLK/HVZ
MD	40-42"	3120-2023
LG	43-45"	3120-2024
XL	46-48"	3120-2025
2XL	49-51"	3120-2026
3XL	52-54"	3120-2027

## BLACK

JACKET		
SIZE	CHEST	BLACK
SM	37-39"	3120-2040
MD	40-42"	3120-2041
LG	43-45"	3120-2042
XL	46-48"	3120-2043
2XL	49-51"	3120-2044
3XL	52-54"	3120-2045
4XL	55-57"	3120-2046
5XL	58-60"	3120-2047

## BLACK/ORANGE

JACKET		
SIZE	CHEST	BLK/ORG
SM	37-39"	3120-2048
MD	40-42"	3120-2049
LG	43-45"	3120-2050
XL	46-48"	3120-2051
2XL	49-51"	3120-2052
3XL	52-54"	3120-2053

## BLACK (BIB)

BIB			
SIZE	WAIST	INSEAM	BLACK
SM	28-31"	32"	3130-1239
MD	30-34"	33"	3130-1240
LG	34-38"	34"	3130-1241
XL	38-42"	34"	3130-1242
2XL	42-46"	35"	3130-1243
3XL	46-50"	35"	3130-1244
4XL	50-54"	35"	3130-1245
5XL	54-58"	35"	3130-1246
3X SHORT	46-50"	31½"	3130-1247
4X SHORT	50-54"	31½"	3130-1248
5X SHORT	54-58"	31½"	3130-1249



MEN'S  
INSULATED

MEN'S GLOVES

BOOTS

WOMEN'S  
INSULATED

WOMEN'S  
GLOVES

LAYERING

BALACLAVAS

HELMETS

GOGGLES

ACCESSORIES

NOTE: BIB LENGTH CAN BE SHORTENED BY 1.5" OR 3"

## MERIDIAN GLOVE

- FULLY INSULATED, WATERPROOF, WINDPROOF, BREATHABLE, LONG GAUNTLET CHASSIS
- 3M™ THINSULATE™ INSULATION; 200GM IN TOP HAND AND THUMB, 100GM IN PALM AND FINGERS
- WATERPROOF, BREATHABLE HIPORA™ MEMBRANE LINER
- WATERPROOF LEATHER PALM ADHERED TO LINER MATERIALS
- PRE-CURVED PATTERN AND IMPROVED FINGER DESIGN
- ADJUSTABLE WRIST AND CUFF
- TOP HAND POCKET FOR HEAT PACK OR VENTING

3M THINSULATE™ 3M Scotchlite™ HIPORA®

### MERIDIAN GLOVE \$85

SIZE	BLACK	BLK/HI-VIZ
SM	3340-1200	3340-1206
MD	3340-1201	3340-1207
LG	3340-1202	3340-1208
XL	3340-1203	3340-1209
2XL	3340-1204	3340-1210
3XL	3340-1205	3340-1211

BLACK

BLACK/HI-VIZ



### GARMENT WARMTH



## PIVOT CLAW MITTEN

- FULLY INSULATED, WATERPROOF, WINDPROOF, BREATHABLE, LONG GAUNTLET CHASSIS
- 3M™ THINSULATE™ INSULATION; 250GM IN TOP HAND AND THUMB, 150GM IN PALM AND FINGERS
- WATERPROOF, BREATHABLE HIPORA™ MEMBRANE LINER
- WATERPROOF CLARINO™ PALM FOR DURABILITY AND GRIP
- ADJUSTABLE WRIST AND CUFF

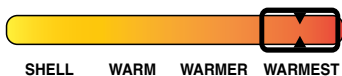
3M THINSULATE™ 3M Scotchlite™

HIPORA® Clarino™

### PIVOT CLAW & MITTEN \$49.95

SIZE	CLAW	MITTEN
SM	3340-1357	3340-1351
MD	3340-1358	3340-1352
LG	3340-1359	3340-1353
XL	3340-1360	3340-1354
2XL	3340-1361	3340-1355
3XL	3340-1362	3340-1356

### GARMENT WARMTH



CLAW

MITTEN





BLACK

## PIVOT GLOVE

- FULLY INSULATED, WATERPROOF, WINDPROOF, BREATHABLE, LONG GAUNTLET CHASSIS
- 3M™ THINSULATE™ INSULATION; 200GM IN TOP HAND AND THUMB, 100GM IN PALM AND FINGERS
- WATERPROOF, BREATHABLE HIPORA™ MEMBRANE LINER
- WATERPROOF CLARINO™ PALM FOR DURABILITY AND GRIP
- ADJUSTABLE WRIST AND CUFF
- SILICON GOGGLE WIPER ON LEFT INDEX FINGER

3M THINSULATE™ 3M Scotchlite™  
Traction Reflective Material

HIPORA® Clarino®

PIVOT GLOVE \$49.95

SIZE	BLACK	BLK/ORG	BLK/HYL	BLK/RED	BLK/GRN	BLK/WHT
SM	3340-1315	3340-1321	3340-1327	3340-1333	3340-1339	3340-1345
MD	3340-1316	3340-1322	3340-1328	3340-1334	3340-1340	3340-1346
LG	3340-1317	3340-1323	3340-1329	3340-1335	3340-1341	3340-1347
XL	3340-1318	3340-1324	3340-1330	3340-1336	3340-1342	3340-1348
2XL	3340-1319	3340-1325	3340-1331	3340-1337	3340-1343	3340-1349
3XL	3340-1320	3340-1326	3340-1332	3340-1338	3340-1344	3340-1350



### GARMENT WARMTH



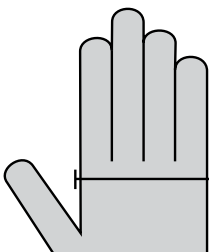
BLACK/ORANGE

BLACK/HI-VIZ

BLACK/RED

BLACK/GREEN

BLACK/WHITE



MENS GLOVE SIZING CHART							
SIZE	S	M	L	XL	2XL	3X	4X
INCHES	2 ¾"	3 ¼"	3 ¾"	4 ¼"	4 ¾"	5 ¼"	5 ¾"

- MEN'S INSULATED
- MEN'S GLOVES
- BOOTS
- WOMEN'S INSULATED
- WOMEN'S GLOVES
- LAYERING
- BALACLAVAS
- HELMETS
- GOGGLES
- ACCESSORIES

## ADVANCE BOOT

Progressing our boot lineup is just what we did with the new Advance boot. You never have to fear riding with cold, wet feet again because this boot is equipped with 3M Thinsulate™ branded insulation and a fully waterproof liner to keep your feet dry and warm in all weather conditions. We also further enhanced this boot with an extra high-loft fleece lining to make this boot one of the most comfortable snow boots on the market. The 12 inch tall boot was developed with the devoted snowmobile rider in mind, with excellent mobility, good support, and walkability. **RATED TO -40° F (-40° C)**



BLACK

- 600GM OF 3M THINSULATE™ INSULATION; 200GM BOOT, 400GM INSOLE, 5.2LBS/PAIR
- DESIGNED WITH EXCELLENT MOBILITY FOR TRAIL RIDERS WITH GOOD SUPPORT AND WALKABILITY
- INSULATION IS PROTECTED FROM THE ELEMENTS INSIDE WATER-PROOF MEMBRANE FOR MAXIMUM WARMTH EFFICIENCY
- 12" TALL; WATERPROOF
- DURABLE RUBBER TRACTION OUTSOLE
- RUBBER MOLDED OVERLAY TOE, HEEL AND INSIDE
- HIGH-LOFT FLEECE LINING
- REMOVABLE INSULATED INSOLE



### ADVANCE BOOT \$189.95

SIZE	BLACK	BLK/HVZ
8	3420-0641	3420-0648
9	3420-0642	3420-0649
10	3420-0643	3420-0650
11	3420-0644	3420-0651
12	3420-0645	3420-0652
13	3420-0646	3420-0653
14	3420-0647	3420-0654

### REPLACEMENT INSULATED INSOLE \$24.95

SIZE	BLACK
8	3430-0935
9	3430-0936
10	3430-0937
11	3430-0938
12	3430-0939
13	3430-0940
14	3430-0941

### REPLACEMENT LACE \$4.95

SIZE	BLACK	HI-VIZ
8-9	3430-0942	3430-0944
10-14	3430-0943	3430-0945



BLACK/HI-VIZ



**INSULATED INSOLE**  
ADDED INSULATION FOR TOE BOX  
AND BOTTOM OF FOOT



MEN'S  
INSULATED

MEN'S GLOVES

BOOTS

WOMEN'S  
INSULATEDWOMEN'S  
GLOVES

LAYERING

BALACLAVAS

HELMETS

GOGGLES

ACCESSORIES

## BOOT SIZING CHART

<b>LENGTH</b>														
<b>US SIZE</b>	7	7.5	8	8.5	9	9.5	10	10.5	11	11.5	12	13	14	15
<b>MILLIMETER</b>	261	266	270	274	279	282	287	292	295	299	307	312	321	330
<b>CENTIMETER</b>	26.1	26.6	27.0	27.4	27.9	28.2	28.7	29.2	29.5	29.9	30.7	31.2	32.1	33.0
<b>INCH</b>	10.2	10.4	10.6	10.7	10.9	11.1	11.2	11.4	11.6	11.7	12.0	12.2	12.6	12.9
<b>WIDTH</b>														
<b>US SIZE</b>	7	7.5	8	8.5	9	9.5	10	10.5	11	11.5	12	13	14	15
<b>MILLIMETER</b>	85	86	87	88	90	90	91	92	93	94	96	96	100	101
<b>CENTIMETER</b>	8.5	8.6	8.7	8.8	9.0	9.0	9.1	9.2	9.3	9.4	9.6	9.6	10.0	10.1
<b>INCH</b>	3.3	3.3	3.4	3.4	3.5	3.5	3.5	3.6	3.6	3.7	3.7	3.7	3.9	3.9

# PIVOT 5 WOMEN'S INSULATED



WATERPROOF



SEALED SEAMS



INSULATED



BREATHABLE

**PIVOT 3 WOMEN'S INSULATED JACKET (XS-2XL) \$179.95**  
**PIVOT WOMEN'S INSULATED BIB (XS-2XL) \$169.95**

- FULLY INSULATED WATERPROOF 300D POLYESTER CHASSIS
- ZIP OFF HOOD
- INSULATION FOR MAXIMUM WARMTH PERFORMANCE; 200 GRAMS THROUGHOUT
- MICROPOROUS COATED FABRIC, SEAM SEALING, AND DURABLE WATER REPELLANT COATING ON OUTER SHELL
- SMOOTH AND COMFORTABLE NYLON TAFFETA HANGING LINER IS QUILTED TO HOLD INSULATION IN PLACE
- POCKET PATTERN DESIGN INCLUDES TWO FLEECE LINED HAND WARMER POCKETS AND ONE INTERIOR CARGO POCKET
- FULL LENGTH SIDE LEG ZIPPERS ON BIB FOR EASY ENTRY/EXIT WITH BOOTS
- FLEECE LINED COLLAR AND INTERIOR SNOW GAITER CUFF
- SIDE LEG ZIPPER ON BIB CAN BE ZIPPED DOWN AT TOP FOR VENTING
- FULL LENGTH BIB WITH SIDE STRETCH PANELS
- ADJUSTABLE BIB LENGTH CAN BE SHORTENED BY 1.5" OR 3"
- DOUBLE LAYER WATERPROOF SEAT
- EASY ACCESS EXTERIOR ZIPPER HIP POCKET

**3M** | **Scotchlite™**  
Reflective Material

**YKK**  
Little Parts. Big Difference.

**200GM INSULATION  
 THROUGHOUT**



## GARMENT WARMTH




SHELL    WARM    WARMER    WARMEST

## FIT



SLIM    REGULAR    RELAXED

JACKET SIZING CHART						
SIZE	XS	SM	MD	LG	XL	2XL
CHEST	32 - 33"	34 - 35"	36 - 38"	39 - 41"	42 - 44"	45 - 47"
SLEEVE	31"	31.5"	32"	33"	33.5"	34"



**FULL LENGTH BIB  
WITH SIDE STRETCH  
PANELS**

**INTERIOR  
ZIPPER POCKET**  
KEEPS ITEMS CLOSE  
TO THE BODY FOR  
ADDED WARMTH

**ADJUSTABLE  
LENGTH**  
LOWER LEG  
ADJUSTERS TO  
SHORTEN INSEAM



- WOMEN'S GLOVES
- INSULATED
- WOMEN'S GLOVES
- BOOTS
- WOMEN'S GLOVES
- INSULATED
- WOMEN'S GLOVES
- LAYERING
- BALACLAVAS
- HELMETS
- GOGGLES
- ACCESSORIES

BIB SIZING CHART						
SIZE	XS	SM	MD	LG	XL	2XL
WAIST	25 - 26"	27 - 28"	29 - 30"	31 - 33"	34 - 36"	37 - 39"
HIPS	34 - 36"	37 - 38"	39 - 40"	41 - 43"	44 - 46"	47 - 49"
INSEAM	30"	31"	31"	32"	32"	33"

# PIVOT 5 WOMEN'S INSULATED



**CORAL**  
JACKET- \$179.95

JACKET			
SIZE	SIZE	CHEST	PINK
XS	2-4	32-33"	3121-0790
SM	6-8	34-35"	3121-0791
MD	10-12	36-38"	3121-0792
LG	14-16	39-41"	3121-0793
XL	18-20	42-44"	3121-0794
2X	22-24	45-47"	3121-0795

**BLUE**  
JACKET- \$179.95

JACKET			
SIZE	SIZE	CHEST	BLUE
XS	2-4	32-33"	3121-0796
SM	6-8	34-35"	3121-0797
MD	10-12	36-38"	3121-0798
LG	14-16	39-41"	3121-0799
XL	18-20	42-44"	3121-0800
2X	22-24	45-47"	3121-0801

**GRAY**  
JACKET- \$179.95

JACKET			
SIZE	SIZE	CHEST	BLACK
XS	2-4	32-33"	3121-0802
SM	6-8	34-35"	3121-0803
MD	10-12	36-38"	3121-0804
LG	14-16	39-41"	3121-0805
XL	18-20	42-44"	3121-0806
2X	22-24	45-47"	3121-0807

**BLACK (BIB)**  
BIB- \$169.95

BIB					
SIZE	SIZE	WAIST	HIPS	INSEAM	BLACK
XS	2-4	25-26"	34-36"	30"	3131-0526
SM	6-8	27-28"	37-38"	31"	3131-0527
MD	10-12	29-30"	39-40"	31"	3131-0528
LG	14-16	31-33"	41-43"	32"	3131-0529
XL	18-20	34-36"	44-46"	32"	3131-0530
2X	22-24	37-39"	47-49"	33"	3131-0531



MEN'S  
INSULATED

MEN'S GLOVES

BOOTS

WOMEN'S  
INSULATED

WOMEN'S  
GLOVES

LAYERING

BALACLAVAS

HELMETS

GOGGLES

ACCESSORIES

**PIVOT** WOMEN'S GLOVE



**PIVOT WOMEN'S GLOVE**

- FULLY INSULATED, WATERPROOF, WINDPROOF, BREATHABLE, LONG GAUNTLET CHASSIS
- 3M™ THINSULATE™ INSULATION; 250GM IN TOP HAND AND THUMB, 200GM IN PALM AND FINGERS
- WATERPROOF, BREATHABLE HIPORA™ MEMBRANE LINER
- WATERPROOF CLARINO™ PALM
- ADJUSTABLE WRIST AND CUFF
- STRATEGICALLY PLACED 3M™ SCOTCHLITE™ RETRO-REFLECTIVE GRAPHICS
- SILICONE GOGGLE WIPER ON LEFT INDEX FINGER



3M THINSULATE™ 3M Scotchlite™ HIPORA® Clarino.

**PIVOT WOMEN'S GLOVE \$49.95**

SIZE	BLK/WHT	BLK/PNK	BLACK
SM	3341-0401	3341-0406	3341-0411
MD	3341-0402	3341-0407	3341-0412
LG	3341-0403	3341-0408	3341-0413
XL	3341-0404	3341-0409	3341-0414
2XL	3341-0405	3341-0410	3341-0415



**GARMENT WARMTH**



**PIVOT WOMEN'S MITTEN**

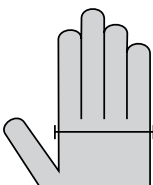
- FULLY INSULATED, WATERPROOF, WINDPROOF, BREATHABLE, LONG GAUNTLET CHASSIS
- 3M™ THINSULATE™ INSULATION; 250GM IN TOP HAND AND THUMB, 150GM IN PALM
- WATERPROOF, BREATHABLE HIPORA™ MEMBRANE LINER
- WATERPROOF CLARINO™ PALM
- STRATEGICALLY PLACED 3M™ SCOTCHLITE™ RETRO-REFLECTIVE GRAPHICS
- ADJUSTABLE WRIST AND CUFF

3M THINSULATE™ 3M Scotchlite™ HIPORA® Clarino.

**PIVOT WOMEN'S MITTEN \$49.95**

SIZE	BLACK
SM	3341-0391
MD	3341-0392
LG	3341-0393
XL	3341-0394
2XL	3341-0395

**GARMENT WARMTH**



WOMENS GLOVE SIZING CHART						
SIZE	S	M	L	XL	2XL	
INCHES	2 1/8"	3 3/8"	3"	4"	4 1/2"	

MEN'S INSULATED

MEN'S GLOVES

BOOTS

WOMEN'S INSULATED

WOMEN'S GLOVES

LAYERING

BALACLAVA

HELMETS

GOGGLES

ACCESSORIES

## LAYERING



### LAYERING SYSTEM

A proper Layering System is the key to staying warm and dry while riding. Choosing the right layering garments is the first step towards this goal. Cotton based products are absolutely not part of a Layering System. This includes sweatshirts and denim products.

During the activity of snowmobiling you generate moisture (sweat). The harder you ride, the more moisture you generate. Cotton products trap this moisture, which in turn, transmits cold directly to your body.

### SIZING CHART LAYERING

SIZES	X-SMALL	SMALL	MEDIUM	LARGE	XL	2XL
<b>MENS</b>						
TOP-CHEST	-	34-36	38-40	42-44	46-48	50-52
BOTTOM-WAIST	-	28-30	32-34	36-38	40-42	44-46
<b>WOMENS</b>						
TOP-BUST	[0-2]	[4-6]	[8-10]	[12-14]	[16]	[18]
BOTTOM-WAIST	27-28½	29-30½	31-32½	33-34½	35-36½	37-38½



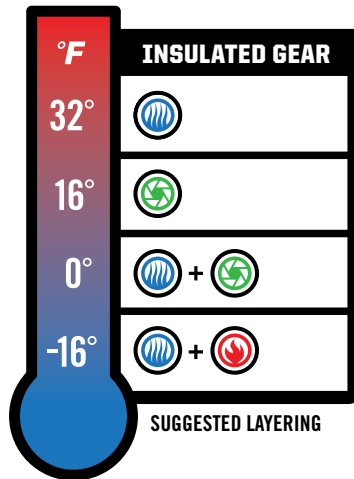
EVAPORATOR



REGULATOR



INSULATOR





## MEN'S LAYERING



EVAPORATOR SHIRT



EVAPORATOR PANT



### EVAPORATOR WICKING BASE LAYER

An effective layering system starts with a base layer which wicks moisture (sweat) away from your body. This base layer must be worn directly against the skin. Our Evaporator gear, made from a wicking quick-dry material, is the recommended base layer for the Arctiva layering system.

- LIGHT-WEIGHT, EXTREMELY BREATHABLE, POLYESTER
- QUICK DRYING FABRIC REMOVES MOISTURE AWAY FROM SKIN TO KEEP YOU DRY AND COMFORTABLE
- CREW NECK ON JERSEY, SOFT ELASTIC WAISTBAND ON PANT AND SIMPLE SLIM HEM DESIGN FOR COMFORT
- FLAT LOCK STITCHED SEAMS FOR ADDED SEAM STRENGTH AND COMFORT
- PERFORMANCE FIT

#### SHIRT \$20.00

SIZE	BLACK
SM	3150-0226
MD	3150-0227
LG	3150-0228
XL	3150-0229
2XL	3150-0230

#### PANT \$20.00

SIZE	BLACK
SM	3150-0231
MD	3150-0232
LG	3150-0233
XL	3150-0234
2XL	3150-0235



REGULATOR SHIRT



REGULATOR PANT



### REGULATOR MID-WEIGHT JERSEY INSULATION

The second layer in the Arctiva system is the Regulator. Made from a unique blend of polyester/spandex yarns resulting in an incredibly soft hand. When paired with the Evaporator base layer the combination is ideal for riding in moderate to cold temperatures.

- MID-WEIGHT, HIGHLY BREATHABLE, POLYESTER
- POLYESTER/SPANDEX BLENDED FABRIC REMOVES MOISTURE AWAY FROM SKIN TO KEEP YOU DRY AND COMFORTABLE
- 4-WAY STRETCH FABRIC FOR ULTIMATE COMFORT AND RANGE OF MOVEMENT
- CREW NECK AND SIMPLE SLIM SLEEVE HEM DESIGN FOR COMFORT
- FLAT LOCK STITCHED SEAMS FOR ADDED SEAM STRENGTH AND COMFORT
- PERFORMANCE FIT

#### SHIRT \$30.00

SIZE	BLACK
SM	3150-0216
MD	3150-0217
LG	3150-0218
XL	3150-0219
2XL	3150-0220

#### PANT \$30.00

SIZE	BLACK
SM	3150-0221
MD	3150-0222
LG	3150-0223
XL	3150-0224
2XL	3150-0225

MEN'S INSULATED

MEN'S GLOVES

BOOTS

WOMEN'S INSULATED

WOMEN'S GLOVES

LAYERING

BALACLAVAS

HELMETS

GOGGLES

ACCESSORIES



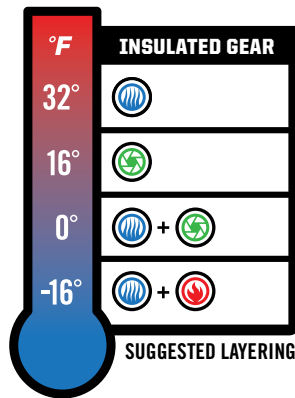
EVAPORATOR



REGULATOR



INSULATOR



## WOMEN'S LAYERING



### REGULATOR MID-WEIGHT JERSEY INSULATION

Women's Regulator is the primary base layer for next to skin comfort, warmth, and moisture management. When temps are really low, combine with the mid-weight fleece women's Insulator jacket and pant for extra warmth and all day comfort.

- MID-WEIGHT, HIGHLY BREATHABLE, POLYESTER
- POLYESTER/SPANDEX BLENDED FABRIC REMOVES MOISTURE AWAY FROM SKIN TO KEEP YOU DRY AND COMFORTABLE
- 4-WAY STRETCH FABRIC FOR ULTIMATE COMFORT AND RANGE OF MOVEMENT
- CREW NECK AND SIMPLE SLIM SLEEVE HEM DESIGN FOR COMFORT
- FLAT LOCK STITCHED SEAMS FOR ADDED SEAM STRENGTH AND COMFORT
- PERFORMANCE FIT

SHIRT \$30.00	
SIZE	BLACK
XS	3150-0236
SM	3150-0237
MD	3150-0238
LG	3150-0239
XL	3150-0240
2XL	3150-0241

PANT \$30.00	
SIZE	BLACK
XS	3150-0242
SM	3150-0243
MD	3150-0244
LG	3150-0245
XL	3150-0246
2XL	3150-0247



REGULATOR SHIRT



REGULATOR PANT



## LAYERING SOCKS



### EVAPORATOR WICKING SOCK

A blend of synthetics is key to keeping feet dry, and warm. The light weight Evaporator sock wicks moisture (sweat) away from your body and is perfect for aggressive and active riders.

- ABOVE CALF MOISTURE ABSORBING MID WEIGHT SOCK FOR WARMER TEMPS AND THOSE WHO SWEAT A LOT
- CUFF AND ANKLE STRETCH BANDS TO HELP HOLD SOCK IN PLACE
- NYLON REINFORCED BOTTOM FOOT
- PADDED BOTTOM FOOT, TOES, AND SHIN FOR ADDED COMFORT IN SNOWMOBILE BOOT

**EVAPORATOR SOCK \$16.00**

SIZE **BLUE/BLACK**

**S/M** 3431-0413

**L/X** 3431-0414



### INSULATOR HEAVY-WEIGHT SOCK

The Insulator sock provides extra warmth for extremely cold environments. Its special blend of synthetics keeps feet dry and warm on those long, cold trail-riding days.

- ABOVE CALF MOISTURE ABSORBING HEAVIER WEIGHT SOCK FOR COLDER TEMPS AND THOSE NEEDING MAXIMUM WARMTH
- CUFF AND ANKLE STRETCH BANDS TO HELP HOLD SOCK IN PLACE
- NYLON REINFORCED BOTTOM FOOT
- FULL HIGH LOFT TERRY KNIT CONSTRUCTION FOR MAXIMUM WARMTH AND ADDED COMFORT IN SNOWMOBILE BOOT

**MEN'S INSULATOR SOCK \$22.00**

SIZE **BLACK/RED**

**S/M** 3431-0411

**L/X** 3431-0412

**WOMEN'S INSULATOR SOCK \$22.00**

SIZE **BLACK/PINK**

**S/M** 3431-0408

**L/X** 3431-0409



EVAPORATOR SOCK



MEN'S INSULATOR SOCK



WOMEN'S INSULATOR SOCK



MEN'S  
INSULATED

MEN'S GLOVES

BOOTS

WOMEN'S  
INSULATED

WOMEN'S  
GLOVES

LAYERING

BALACLAVAS

HELMETS

GOGGLES

ACCESSORIES

## WINDSHIELD® BALACLAVA W/DICKIE

- ULTIMATE COLD-WEATHER BLOCKING FABRIC
- WEATHER-PROOF FACE SHIELD
- SOFT, WICKING, POWER DRY™ FLEECE
- EXTENDED FLEECE SKIRT

WINDSHIELD® BALACLAVA W/DICKIE **\$28.00**

SIZE	BLACK/RED	
SM/MD	2503-0368	
LG/XL	2503-0369	



WINDSHIELD® PSP BALACLAVA W/DICKIE



WINDSHIELD® BALACLAVA

## WINDSHIELD® BALACLAVA

- ULTIMATE COLD-WEATHER BLOCKING FABRIC
- WEATHER-PROOF FACE SHIELD
- SOFT, WICKING, POWER DRY™ FLEECE
- COMFORTABLE 4-WAY STRETCH FLEECE

WINDSHIELD® BALACLAVA **\$26.00**

SIZE	BLACK	BLACK/RED
SM/MD	2503-0370	2503-0372
LG/XL	2503-0371	2503-0373

## PRO STRETCH BALACLAVA

- 4-WAY STRETCH MEDIUM-WEIGHT FLEECE FACE SHIELD
- COMFORTABLE CONTOURED FIT
- WARM, INSULATING, LIGHT WEIGHT, BREATHABLE

PRO STRETCH BALACLAVA **\$24.00**

SIZE	BLACK/GREEN	
SM/MD	2503-0377	
LG/XL	2503-0378	



PRO STRETCH PLUS BALACLAVA

## FLEECE BALACLAVA

- WARM, INSULATING, MEDIUM-WEIGHT, FLEECE
- COMFORTABLE 4-WAY STRETCH CONTOUR FIT
- PERFECT FOR ALL COLD WEATHER ACTIVITIES

FLEECE BALACLAVA **\$18.00**

SIZE	BLACK	BLACK/GREEN
SM/MD	2503-0361	2503-0363
LG/XL	2503-0362	2503-0364



FLEECE BALACLAVA

## DRI-RELEASE LINER GUARD

- THIN MOISTURE WICKING STRETCH FABRIC
- THICKER STRETCH FLEECE FABRIC
- FITS COMFORTABLY UNDER HELMET

DRI-RELEASE LINER GUARD **\$24.00**

SIZE	BLACK	BLACK/BLUE
ADULT	2503-0374	2503-0375



DRI-RELEASE LINER GUARD

## LIGHT BALACLAVA

- ULTRA-LIGHT SUPER BREATHABLE STRETCH FABRIC
- COMFORTABLE CONTOUR FIT
- FITS COMFORTABLY UNDER HELMET

POLYESTER BALACLAVA **\$18.00**

SIZE	BLACK	BLACK/BLUE
ONE SIZE	2503-0366	2503-0367



POLYESTER BALACLAVA



BALACLAVA ULTRA LIGHT 12PK

### BALACLAVA ULTRA LIGHT 12PK

- ULTRA-LIGHT, SUPER-BREATHABLE STRETCH FABRIC
- COMFORTABLE CONTOUR FIT
- FITS COMFORTABLY UNDER HELMET
- SOLD IN 12-PK.

**BALACLAVA ULTRA LIGHT 12PK \$9.95 ea.**

**12 PACK** 2503-0379



FOG EVADER

### FOG EVADER

- KEEPS YOUR FACE AND NECK WARM AND ELIMINATES FOGGING
- FLEECE-LINED NEOPRENE KEEPS CONDENSATION AWAY
- BREATH DEFLECTOR KEEPS GOGGLES AND FACE SHIELD FOG FREE
- ONE SIZE FITS MOST

**FOG EVADER \$39.95**

**SIZE** BLACK  
**ONE SIZE** 2502-0214

### NECK WARMER

- WARM, INSULATING, MEDIUM-WEIGHT FLEECE
- COMFORTABLE 4-WAY STRETCH
- PERFECT FOR ALL COLD WEATHER ACTIVITIES

**NECK WARMER \$15.00**

**SIZE** BLACK  
**ONE SIZE** 2502-0201



NECK WARMER

### DRI-RELEASE GLOVE LINERS

- EXTREMELY WARM, ULTRALIGHT FABRIC
- SNUG-FITTING LAYER NEXT TO THE SKIN
- IDEAL GLOVE OR MITT LINER

**DRI-RELEASE GLOVE LINERS \$16.00**

**SIZE** BLACK  
**SM/MD** 3340-0306  
**LG/XL** 3340-0307



DRI-RELEASE GLOVE LINERS

## YOUTH



YOUTH POLYESTER BALACLAVA

### YOUTH LIGHT BALACLAVA

- ULTRA-LIGHT SUPER BREATHABLE STRETCH FABRIC
- COMFORTABLE CONTOUR FIT
- FITS COMFORTABLY UNDER HELMET

**YOUTH POLYESTER BALACLAVA \$18.00**

**SIZE** BLACK  
**YOUTH** 2503-0366

### YOUTH FLEECE BALACLAVA

- WARM, INSULATING, MEDIUM-WEIGHT, FLEECE
- COMFORTABLE 4-WAY STRETCH CONTOUR FIT
- PERFECT FOR ALL COLD WEATHER ACTIVITIES

**YOUTH FLEECE BALACLAVA \$18.00**

**SIZE** BLACK  
**YOUTH** 2503-0365



YOUTH FLEECE BALACLAVA

### YOUTH DRI-RELEASE LINER GUARD

- THIN MOISTURE WICKING STRETCH FABRIC
- THICKER STRETCH FLEECE FABRIC
- FITS COMFORTABLY UNDER HELMET

**YOUTH DRI-RELEASE LINER GUARD \$24.00**

**SIZE** BLACK  
**YOUTH** 2503-0376



YOUTH DRI-RELEASE LINER GUARD

### YOUTH DRI-RELEASE GLOVE LINERS

- EXTREMELY WARM, ULTRALIGHT FABRIC
- SNUG-FITTING LAYER NEXT TO THE SKIN
- IDEAL GLOVE OR MITT LINER

**YOUTH DRI-RELEASE GLOVE LINERS \$16.00**

**SIZE** BLACK  
**YOUTH** 3340-0305



YOUTH DRI-RELEASE GLOVE LINERS

MEN'S INSULATED

MEN'S GLOVES

BOOTS

WOMEN'S INSULATED

WOMEN'S GLOVES

LAYERING

BALACLAVAS

HELMETS

GOGGLES

ACCESSORIES



## RANGE BLADESTORM SNOW ELECTRIC HELMET

- INJECTION ABS SHELL
- INCLUDES STANDARD SHIELD AND DUAL PANE ANTI-FOG ELECTRIC SHIELD
- VERSATILE DESIGN CAN BE USED WITH OR WITHOUT FACE SHIELD (HARDWARE FOR CONVERSION IS INCLUDED)
- AMBER DROP-DOWN SUN VISOR – RIGID, EASY TO OPERATE SIDE-OF-HELMET LEVER.
- FULLY REMOVABLE POLYESTER MOISTURE WICKING LINER AND CHEEK PADS
- SECURE AND EASY TO USE FIDLOCK MAGNETIC CHIN STRAP BUCKLE
- REMOVABLE BREATH BOX, CHIN CURTAIN AND VENT PLUG KIT INCLUDED
- DOT AND ECE 22.05 APPROVED



BLACK/WHITE

HELMET SIZING CHART						
SHELL SIZE	XS	S	M	L	XL	2X
HAT SIZE	6 5/8 - 6 3/4	6 7/8 - 7	7 1/8 - 7 1/4	7 3/8 - 7 1/2	7 5/8 - 7 3/4	7 7/8 - 8
INCHES	20 3/8 - 21 1/4	21 1/8 - 22	22 1/8 - 22 3/4	23 1/8 - 23 1/2	24 - 24 3/8	24 3/4 - 25 1/8
CENTIMETERS	53 - 54	55 - 56	57 - 58	59 - 60	61 - 62	63 - 64

### RANGE BLADESTORM SNOW ELECTRIC HELMET \$239.95

SIZE	BLK/WHT	BLK/RED/WHT	GRY/BLK/BLU	GRY/BLK/YEL
XS	0101-14047	0101-14053	0101-14059	0101-14065
SM	0101-14048	0101-14054	0101-14060	0101-14066
MD	0101-14049	0101-14055	0101-14061	0101-14067
LG	0101-14050	0101-14056	0101-14062	0101-14068
XL	0101-14051	0101-14057	0101-14063	0101-14069
2X	0101-14052	0101-14058	0101-14064	0101-14070



BLACK/RED/WHITE



GRAY/BLACK/BLUE



**RANGE SNOW HELMET PARTS**

BREATHBOX	0134-2379	<b>\$9.95</b>
DUAL SHIELD CLEAR	0130-0795	<b>\$34.95</b>
ELECTRIC SHIELD CLEAR	0130-0796	<b>\$89.95</b>
POWER CORD	0133-0997	<b>\$17.95</b>
NECK CURTAIN	0134-2840	<b>\$14.95</b>



GRAY/BLACK/YELLOW

MEN'S INSULATED

MEN'S GLOVES

BOOTS

WOMEN'S INSULATED

WOMEN'S GLOVES

LAYERING

BALACLAVAS

HELMETS

GOGGLES

ACCESSORIES

SEE PAGE 41 FOR  
ADDITIONAL ACCESSORIES



## RANGE SNOW ELECTRIC HELMET

- INJECTION ABS SHELL
- INCLUDES STANDARD SHIELD AND DUAL PANE ANTI-FOG ELECTRIC SHIELD
- VERSATILE DESIGN CAN BE USED WITH OR WITHOUT FACE SHIELD (HARDWARE FOR CONVERSION IS INCLUDED)
- FULLY REMOVABLE POLYESTER MOISTURE WICKING LINER AND CHEEK PADS
- REMOVABLE BREATH BOX, CHIN CURTAIN AND VENT PLUG KIT INCLUDED
- DOT AND ECE 22.05 APPROVED

### HELMET SIZING CHART

SHELL SIZE	XS	S	M	L	XL	2X
HAT SIZE	6 7/8 - 6 3/4	6 7/8 - 7	7 1/8 - 7 1/4	7 1/2 - 7 1/2	7 5/8 - 7 3/4	7 7/8 - 8
INCHES	20 1/2 - 21 1/4	21 1/8 - 22	22 1/8 - 22 1/2	23 1/8 - 23 1/2	24 - 24 1/2	24 3/4 - 25 1/2
CENTIMETERS	53 - 54	55 - 56	57 - 58	59 - 60	61 - 62	63 - 64

### RANGE SNOW ELECTRIC HELMET \$209.95

SIZE	FLAT BLACK	BLACK
XS	0121-1147	0121-1148
SM	0121-1133	0121-1138
MD	0121-1134	0121-1139
LG	0121-1135	0121-1140
XL	0121-1136	0121-1141
2XL	0121-1137	0121-1142



BLACK



### RANGE SNOW HELMET PARTS

BREATHBOX	0134-2379	\$9.95
DUAL SHIELD CLEAR	0130-0795	\$34.95
ELECTRIC SHIELD CLEAR	0130-0796	\$89.95
POWER CORD	0133-0997	\$17.95
NECK CURTAIN	0134-2840	\$14.95



FLAT BLACK

SEE PAGE 41 FOR  
ADDITIONAL ACCESSORIES



**ZIR****RANGE SNOW DUAL PANE HELMET**

- INJECTION ABS SHELL
- INCLUDES STANDARD SHIELD AND DUAL PANE ANTI-FOG SHIELD
- VERSATILE DESIGN CAN BE USED WITH OR WITHOUT FACE SHIELD (HARDWARE FOR CONVERSION IS INCLUDED)
- FULLY REMOVABLE POLYESTER MOISTURE WICKING LINER AND CHEEK PADS
- REMOVABLE BREATH BOX, CHIN CURTAIN AND VENT PLUG KIT INCLUDED
- DOT AND ECE 22.05 APPROVED

**RANGE SNOW HELMET \$169.95**

SIZE	FLAT BLACK	BLACK
XS	0121-1143	0121-1144
SM	0121-1113	0121-1118
MD	0121-1114	0121-1119
LG	0121-1115	0121-1120
XL	0121-1116	0121-1121
2XL	0121-1117	0121-1122



BLACK



FLAT BLACK

MEN'S  
INSULATED

MEN'S GLOVES

BOOTS

WOMEN'S  
INSULATEDWOMEN'S  
GLOVES

LAYERING

BALACLAVAS

HELMETS

GOGGLES

ACCESSORIES



## SOLARIS SCYTHE MODULAR SNOW ELECTRIC HELMET

- INJECTION MOLDED POLYCARBONATE SHELL
- INCLUDES STANDARD SHIELD AND DUAL PANE ANTI-FOG ELECTRIC SHIELD
- CLOSABLE CHIN AND TOP VENTS AND REAR EXHAUST VENT ALLOW INCREASED AIR FLOW
- DROP-DOWN SUN VISOR – RIGID, EASY TO OPERATE SIDE OF HELMET LEVER
- FULLY REMOVABLE POLYESTER MOISTURE WICKING LINER AND CHEEK PADS
- REMOVABLE BREATH BOX AND CHIN CURTAIN INCLUDED
- DOT AND ECE APPROVED

### HELMET SIZING CHART

SHELL SIZE	XS	S	M	L	XL	2X
HAT SIZE	6 7/8 - 6 3/4	6 7/8 - 7	7 1/8 - 7 1/4	7 1/2 - 7 5/8	7 3/4 - 7 3/4	7 7/8 - 8
INCHES	20 7/8 - 21 1/4	21 1/8 - 22	22 1/8 - 22 3/4	23 1/8 - 23 1/2	24 - 24 3/4	24 1/2 - 25 1/8
CENTIMETERS	53 - 54	55 - 56	57 - 58	59 - 60	61 - 62	63 - 64

### SOLARIS SCYTHE MODULAR SNOW ELECTRIC HELMET **\$239.95**

SIZE	BLK/GRY	BLK/HI-VIZ	WHT/BLACK
XS	0120-0673	0120-0667	0120-0661
SM	0120-0674	0120-0668	0120-0662
MD	0120-0675	0120-0669	0120-0663
LG	0120-0676	0120-0670	0120-0664
XL	0120-0677	0120-0671	0120-0665
2X	0120-0678	0120-0672	0120-0666



BLACK/GRAY



BLACK/HI-VIZ



WHITE/BLACK



### SOLARIS MODULAR ELECTRIC SNOW HELMET PARTS

DUAL PANE CLEAR SHIELD	0130-0663	<b>\$29.95</b>
ELECTRIC CLEAR SHIELD	0130-0664	<b>\$89.95</b>
SOLARIS POWER CORD	0133-0997	<b>\$17.95</b>
SOLARIS BREATH BOX	0134-2519	<b>\$19.95</b>

SEE PAGE 41 FOR  
ADDITIONAL ACCESSORIES



**RISE SNOW CAMO & CAMBIO HELMET**

- INJECTION MOLDED POLYCARBONATE SHELL
- DUAL FOREHEAD, CHIN AND REAR EXHAUST VENTS INCREASE AIRFLOW
- FULL REMOVABLE POLYESTER MOISTURE WICKING LINER AND CHEEK PADS
- OPEN FLOW MOUTH GUARD WITH ALUMINUM MESH
- BREATHBOX, CHIN CURTAIN AND VENT PLUG KIT INCLUDED
- DOT AND ECE APPROVED

HELMET SIZING CHART						
SHELL SIZE	XS	S	M	L	XL	2X
HAT SIZE	6 7/8 - 6 3/4	6 7/8 - 7	7 1/8 - 7 1/4	7 3/8 - 7 1/2	7 5/8 - 7 3/4	7 7/8 - 8
INCHES	20 3/8 - 21 1/4	21 1/8 - 22	22 1/8 - 22 3/4	23 1/8 - 23 1/2	24 - 24 3/4	24 3/4 - 25 1/4
CENTIMETERS	53 - 54	55 - 56	57 - 58	59 - 60	61 - 62	63 - 64

**RISE HELMET SIZES SM-2X \$119.95**  
**RISE HELMET SIZES 3X-4X \$129.95**

SIZE	SNOW CAMO	BLK/RED	BLK/HI-VIZ
XS	0120-0712	0120-0720	0120-0728
SM	0120-0713	0120-0721	0120-0729
MD	0120-0714	0120-0722	0120-0730
LG	0120-0715	0120-0723	0120-0731
XL	0120-0716	0120-0724	0120-0732
2X	0120-0717	0120-0725	0120-0733
3X	0120-0718	0120-0726	0120-0734
4X	0120-0719	0120-0727	0120-0735

FOR GOGGLES, SEE PAGE 40

SEE PAGE 41 FOR  
 ADDITIONAL ACCESSORIES



CHIN CURTAIN



FOR REPLACEMENT BREATH BOX AND VENT PLUGS, SEE PAGE 41



SNOW CAMO



BLACK/RED



BLACK/HI-VIZ

- MEN'S INSULATED
- MEN'S GLOVES
- BOOTS
- WOMEN'S INSULATED
- WOMEN'S GLOVES
- LAYERING
- BALACLAVAS
- HELMETS
- GOGGLES
- ACCESSORIES



## SOLARIS MODULAR SNOW ELECTRIC HELMET

- INJECTION MOLDED POLYCARBONATE SHELL
- INCLUDES STANDARD SHIELD AND DUAL PANE ANTI-FOG ELECTRIC SHIELD
- CLOSABLE CHIN AND TOP VENTS AND REAR EXHAUST VENT ALLOW INCREASED AIR FLOW
- DROP-DOWN SUN VISOR – RIGID, EASY TO OPERATE SIDE OF HELMET LEVER
- FULLY REMOVABLE POLYESTER MOISTURE WICKING LINER AND CHEEK PADS
- REMOVABLE BREATH BOX AND CHIN CURTAIN INCLUDED
- DOT AND ECE APPROVED

HELMET SIZING CHART						
SHELL SIZE	XS	S	M	L	XL	2X
HAT SIZE	6 7/8 - 6 3/4	6 7/8 - 7	7 1/8 - 7 1/4	7 1/2 - 7 5/8	7 3/4 - 7 3/4	7 7/8 - 8
INCHES	20 7/8 - 21 1/4	21 1/8 - 22	22 1/8 - 22 1/2	23 1/8 - 23 1/2	24 - 24 1/4	24 1/2 - 25 1/8
CENTIMETERS	53 - 54	55 - 56	57 - 58	59 - 60	61 - 62	63 - 64

SOLARIS MODULAR SNOW ELECTRIC HELMET SM-2XL **\$209.95**  
 SOLARIS MODULAR SNOW ELECTRIC HELMET 3XL-4XL **\$239.95**

SIZE	DARK SILVER	FLAT BLACK	GLOSS BLACK
XS	0120-0531	0120-0447	0120-0385
SM	0120-0532	0120-0448	0120-0386
MD	0120-0533	0120-0449	0120-0387
LG	0120-0534	0120-0450	0120-0388
XL	0120-0535	0120-0451	0120-0389
2X	0120-0536	0120-0452	0120-0390
3X	-	0120-0710	0120-0708
4X	-	0120-0711	0120-0709



SOLARIS MODULAR ELECTRIC SNOW HELMET PARTS		
DUAL PANE CLEAR SHIELD	0130-0663	<b>\$29.95</b>
ELECTRIC CLEAR SHIELD	0130-0664	<b>\$89.95</b>
SOLARIS POWER CORD	0133-0997	<b>\$17.95</b>
SOLARIS BREATH BOX	0134-2519	<b>\$19.95</b>

SEE PAGE 41 FOR  
ADDITIONAL ACCESSORIES



DARK SILVER



FLAT BLACK



GLOSS BLACK



## SOLARIS MODULAR DUAL PANE SNOW HELMET

- INJECTION MOLDED POLYCARBONATE SHELL
- INCLUDES STANDARD SHIELD AND DUAL PANE ANTI-FOG SHIELD
- CLOSABLE CHIN AND TOP VENTS AND REAR EXHAUST VENT ALLOW INCREASED AIR FLOW
- DROP-DOWN SUN VISOR – RIGID, EASY TO OPERATE SIDE OF HELMET LEVER
- FULLY REMOVABLE POLYESTER MOISTURE WICKING LINER AND CHEEK PADS
- REMOVABLE BREATH BOX AND CHIN CURTAIN INCLUDED
- DOT AND ECE APPROVED

### SOLARIS MODULAR SNOW HELMET **\$169.95**

SIZE	DARK SILVER	FLAT BLACK	GLOSS BLACK
XS	0120-0525	0120-0379	0120-0373
SM	0120-0526	0120-0380	0120-0374
MD	0120-0527	0120-0381	0120-0375
LG	0120-0528	0120-0382	0120-0376
XL	0120-0529	0120-0383	0120-0377
2X	0120-0530	0120-0384	0120-0378



DARK SILVER



FLAT BLACK



GLOSS BLACK

MEN'S  
INSULATEDMEN'S  
GLOVES

BOOTS

WOMEN'S  
INSULATEDWOMEN'S  
GLOVES

LAYERING

BALACLAVAS

HELMETS

GOGGLES

ACCESSORIES



## WARRANT SNOW ELECTRIC HELMET

- INJECTION MOLDED POLYCARBONATE SHELL
- HEATED DUAL-PANE ELECTRIC AND STANDARD SINGLE PANE SHIELD INCLUDED
- EASY TO OPERATE DROP-DOWN SUN VISOR
- FULLY REMOVABLE, POLYESTER MOISTURE WICKING LINER AND CHEEK PADS
- REMOVABLE BREATH BOX AND CHIN CURTAIN INCLUDED
- DOT AND ECE 22.05 APPROVED

### HELMET SIZING CHART

SHELL SIZE	XS	S	M	L	XL	2X
HAT SIZE	6 5/8 - 6 3/4	6 7/8 - 7	7 1/8 - 7 1/4	7 3/8 - 7 1/2	7 5/8 - 7 3/4	7 7/8 - 8
INCHES	20 3/8 - 21 1/4	21 1/8 - 22	22 1/8 - 22 3/4	23 1/8 - 23 1/2	24 - 24 3/4	24 3/4 - 25 1/2
CENTIMETERS	53 - 54	55 - 56	57 - 58	59 - 60	61 - 62	63 - 64

### WARRANT SNOW ELECTRIC HELMET \$159.95

SIZE	GLOSS BLACK	FLAT BLACK
XS	0121-1299	0121-1298
SM	0121-1293	0121-1288
MD	0121-1294	0121-1289
LG	0121-1295	0121-1290
XL	0121-1296	0121-1291
2X	0121-1297	0121-1292



GLOSS BLACK



FLAT BLACK



### WARRANT SNOW HELMET PARTS

BREATHBOX	0134-2695	\$9.95
ELECTRIC SHIELD CLEAR	0130-0919	\$89.95
POWER CORD	0133-0997	\$17.95

SEE PAGE 41 FOR  
ADDITIONAL ACCESSORIES



## STRIKE YOUTH DUAL PANE SNOW HELMET

- ADVANCED ABS/POLYCARBONATE ALLOY SHELL MEETS DOT STANDARDS
- ALSO AVAILABLE AS A FOG-FREE, DOUBLE LENS SNOW SHIELD MODEL
- CHIN VENTS HELP PREVENT SHIELD FROM FOGGING
- VENTING SYSTEM HAS TWO CLOSABLE FOREHEAD INTAKES AND REAR EXHAUST PORTS
- COMFORTABLE NECK ROLL PADDING REDUCES WIND NOISE
- UV RESISTANT CLEAR COAT FINISH HELPS PROTECT PAINT

HELMET SIZING CHART		
SHELL SIZE	S/M	L/XL
HAT SIZE	6 - 6 ¼	6 ¾ - 6 ⅞
INCHES	18 ⅝ - 19 ⅝	19 ⅞ - 20 ⅞
CENTIMETERS	49 - 50	50 - 51



BREATHGUARD

### STRIKE YOUTH SNOW \$94.95

S/M	L/XL
0122-0040	0122-0041

### STRIKE YOUTH SNOW ACCESSORIES

YOUTH CLEAR SHIELD	0130-0164	<b>\$29.95</b>
YOUTH BREATH BOX	0133-0243	<b>\$8.95</b>



### CONTOURED FOR A CHILD'S HEAD

Lightweight, compact shell for optimal fit and comfort

MEN'S  
INSULATED

MEN'S GLOVES

BOOTS

WOMEN'S  
INSULATED

WOMEN'S  
GLOVES

LAYERING

BALACLAVAS

HELMETS

GOGGLES

ACCESSORIES



BLACK/ORANGE/WHITE

## VIBE GOGGLES

- DUAL PANE ANTI-FOG LENS
- TRI-DENSITY FOAM MOLDS TO YOUR FACE
- VENTED FOR INCREASED AIR-FLOW
- ADJUSTABLE STRAP WITH SILICONE GRIP
- HYDROGRAPHIC FRAME FINISH
- INCLUDES REMOVABLE NOSE GUARD

### VIBE GOGGLE-ADULT \$69.95

DESCRIPTION	ONE SIZE
BLACK/ORANGE/WHITE	2601-2350
BLACK/BLUE/RED	2601-2351
BLACK/HI-VIZ	2601-2353
BLACK/PINK	2601-2355
BLACK/WHITE	2601-2356

### REPLACEMENT PARTS

DESCRIPTION	ONE SIZE	PRICE
YELLOW LENS	2602-0760	\$17.95
SMOKE LENS	2602-0761	\$17.95
RED MIRROR LENS	2602-0763	\$24.95
BLUE MIRROR LENS	2602-0764	\$24.95
SILVER MIRROR LENS	2602-0765	\$24.95
NOSE GUARD	2602-0766	\$3.95



BLACK/BLUE/RED



BLACK/HI-VIZ



BLACK/PINK



BLACK/WHITE





**SOLARIS MODULAR SNOW**



**DUAL CLEAR SHIELD**  
0130-0663 **\$29.95**

**ELECTRIC SHIELD W/ CORD**  
0130-0664 **\$89.95**

**MAGNETIC BREATH BOX**  
0134-2519 **\$19.95**

**POWER CORD**  
0133-0997 **\$17.95**

**WARRANT SNOW**



**ELECTRIC SHIELD W/ CORD**  
0130-0919 **\$89.95**

**BREATH BOX**  
0134-2695 **\$9.95**

**POWER CORD**  
0133-0997 **\$17.95**

**RANGE SNOW**



**DUAL CLEAR SHIELD**  
0130-0795 **\$34.95**

**ELECTRIC SHIELD W/ CORD**  
0130-0796 **\$89.95**

**BREATH BOX**  
0134-2379 **\$9.95**

**VENT PLUG KIT**  
0133-1076 **\$4.95**

**POWER CORD**  
0133-0997 **\$17.95**

**RISE OFFROAD**



**BREATH BOX**  
0134-2556 **\$8.95**

**VENT PLUG KIT**  
0133-0991 **\$4.95**

**CHIN CURTAIN**  
0134-2277 **\$4.95**

MEN'S INSULATED

MEN'S GLOVES

BOOTS

WOMEN'S INSULATED

WOMEN'S GLOVES

LAYERING

BALACLAVAS

HELMETS

GOGGLES

ACCESSORIES



## HANDLEBAR GAUNTLETS

- WINDPROOF AND WATER-RESISTANT CHASSIS, WITH INSULATION, BLOCKS OUT SNOW, WIND, COLD TO HELP KEEP HANDS WARM, DRY, AND COMFORTABLE
- DESIGNED FOR USE ON SNOWBIKE OR SNOWMOBILE
- STRUCTURED TO ALLOW ROOM FOR CONTROLS
- INSTALLS QUICKLY AND EASILY WITH HOOK AND LOOP FASTENER STRAPS TO SEAL AROUND HANDLEBARS
- DESIGNED TO BE USED WITH OR WITHOUT HANDGUARDS (ARCTIVA HANDGUARD, MOOSE RACING REBOUND, ROOST, AND QUALIFIER HANDGUARDS)
- FITS MOST SNOWMOBILES, SNOWBIKES, MOTORCYCLES AND ATVS
- SOLD IN PAIRS

**HANDLEBAR GAUNTLET \$26.95**

**BLACK** 0635-1488



GAUNTLET



MEN'S  
INSULATED

MEN'S GLOVES

BOOTS

WOMEN'S  
INSULATED

WOMEN'S  
GLOVES

LAYERING

BALACLAVAS

HELMETS

GOGGLES

ACCESSORIES



**ARCTIVA**

3501 KENNEDY RD.  
JANESVILLE, WI 53545

**ARCTIVA.COM**

**PARTS UNLIMITED** **PARTS CANADA** **PARTS EUROPE**

MOOSE RACING IS A REGISTERED TRADEMARK. ALL RIGHTS RESERVED. COPYRIGHT © 2022 LEMANS CORPORATION. PRICES AND SPECIFICATIONS SUBJECT TO CHANGE WITHOUT NOTICE. REPRODUCTION OF THIS CATALOG WITHOUT WRITTEN PERMISSION IS PROHIBITED. PRINTED IN THE USA.



9901-3185